



**THE CONFLUENCE OF RIVERS  
is a MAGICAL PLACE...**

**Wendy Holm, P.Ag  
Agriculture and Food Council of Alberta  
November 25, 2009.**



Rosemary  
Davis Award

Farm Credit  
Canada

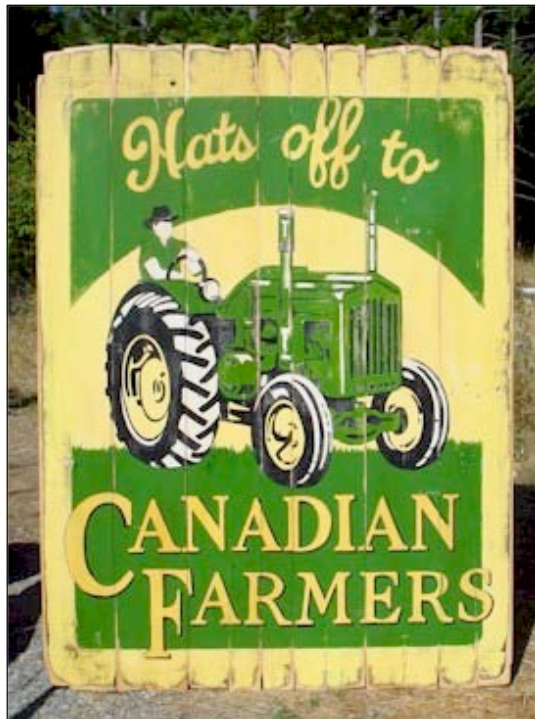


PASSION



**Farmers + cooperation built the west...  
credit unions  
wheat pools  
co-ops  
CCF**

(Co-operative Commonwealth Federation)

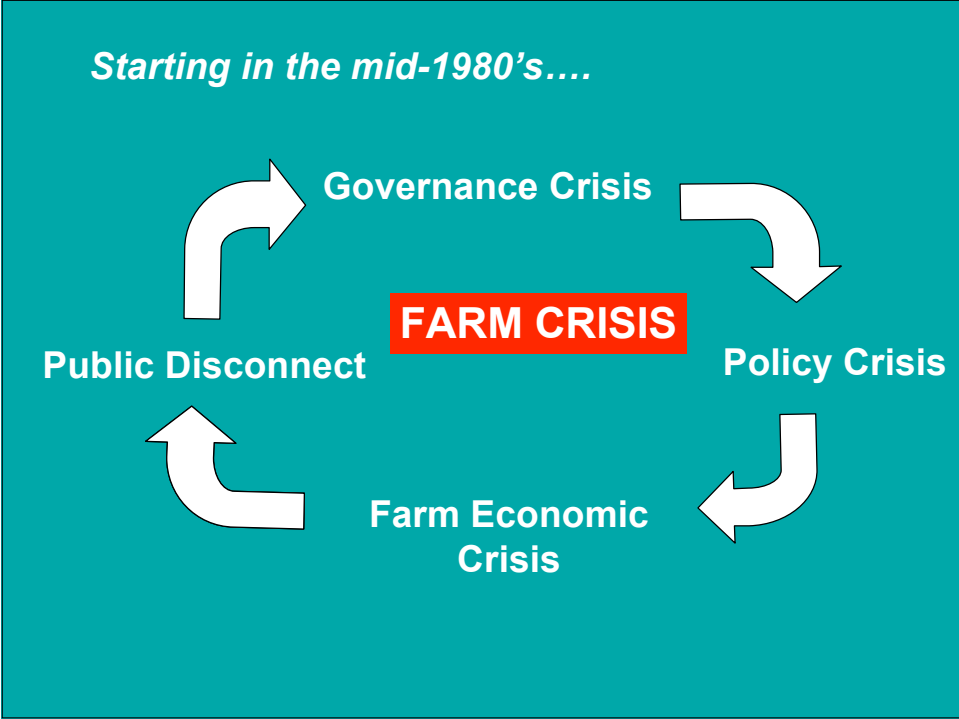


The 20th Century

**BC Apple  
Marketing Board**

**Canadian Wheat  
Board**

**Supply  
Management**  
*milk, eggs, hatching  
eggs, chicken, turkey*





✓ **POLICY CRISIS**

✓ **Economic Crisis**

✓ **Public Engagement**

## **POLICY CRISIS**

✓ *erosion of regulatory & policy sovereignty*

GATT → WTO → FTA → NAFTA

✓ *drop in farm policy support*

✓ *weakening of Canada's Competition Act*

✓ *erosion of local infrastructure*

✓ *market concentration pre/post farm gate*

e.g. beef, hogs, grain, dairy

## POLICY CRISIS

### ✓ BEEF

- ✓ mid 80's - imports of boxed beef displace Canadian beef
- ✓ packer concentration + ownership feeder cattle
- ✓ BSE - Ottawa's failure to act

### ✓ GRAIN

- ✓ CWB = premiums \$35-40/tonne due to price+transport
- ✓ big grain companies, US farmers and "ginger group" driving attack
- ✓ electoral interference, muzzling, board interference
- ✓ unprecedented government attack on good farm policy

### ✓ HOGS

- ✓ Right wing think tank solution
- ✓ Disaster for farmers and communities

## POLICY CRISIS

### ✓ MILK

- ✓ Small cooperatives merge
- ✓ Parmalat and Saputo take over
- ✓ Butter-oil sugar blends replace milk in ice cream
- ✓ Milk protein concentrates replace milk in cheese
- ✓ Legal challenge of CFIA's cheese regulations won but being appealed

### ✓ SUPPLY MANAGEMENT

- ✓ Consistent undermining at WTO
- ✓ Internal Agreement on Trade (technical standards)

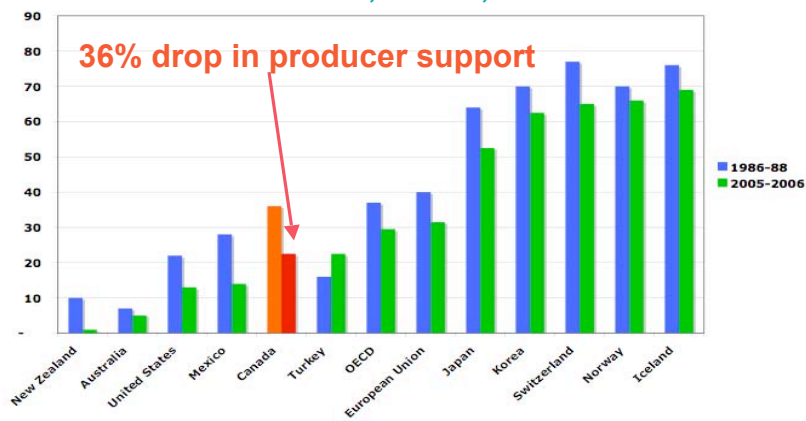
## MEASURING UP...

Where Canada Stands  
in support for farmers



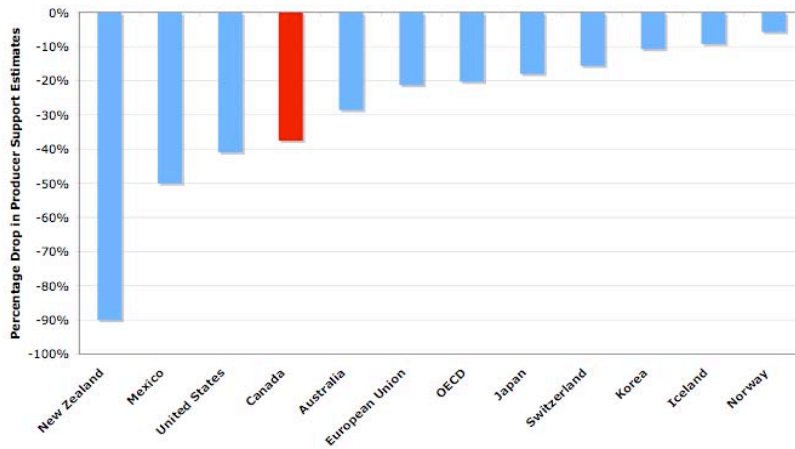
Canadian farmers are losing ground...

Percentage Producer Support Estimates,  
OECD Countries, 1986-88, 2005-06



*In 1986-88 Canadian support to producers equaled 36% of farm gate returns. This dropped to 23% in 2005-6 compared with 30% for all OECD and 32% for EU.*

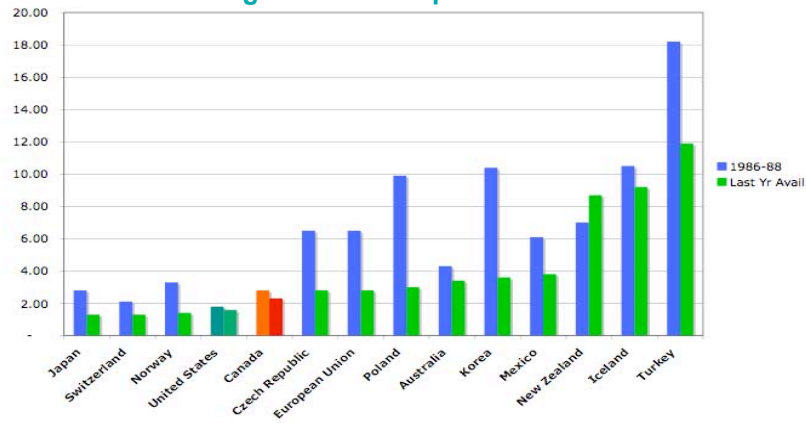
### Decline in Support to Farmers, OECD Countries, 1986-88, 2005-06



*In the last 20 years, Canada cut support to farmers by 38%. This compares with an average drop of 20% for all OECD countries; 21% for the EU...*

### Canadian farmers contribution to GDP remains steady...

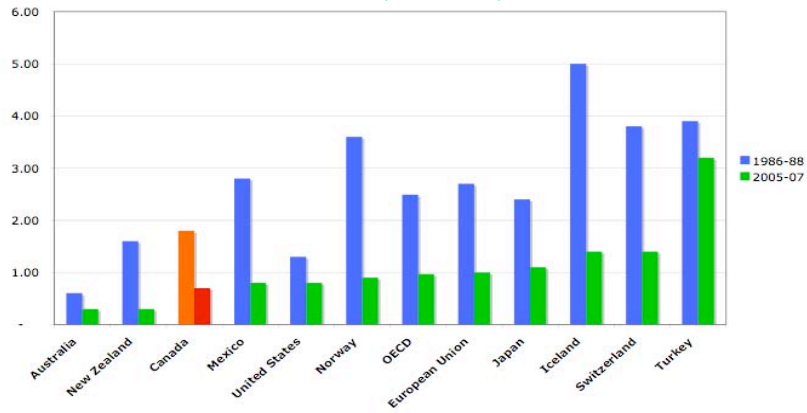
#### Agriculture as a percent of GDP



*And while Canadian agriculture's contribution to GDP remained relatively steady over the past 20 years (compared with a 57% drop for the EU...)*

### Canada's farm support as % of GDP among lowest in OECD....

Total Support Estimates as a Percentage of GDP,  
OECD Countries, 1986-88, 2005-07




*Canada's support to farmers in 2004-6 (.8%) was lower than all OECD nations other than Australia, NZ and Mexico. Support averages 39% higher as a % of GDP in OECD countries, 43% higher in EU.*

### How has this affected farm income?



✓ **Policy Crisis**



✓ **ECONOMIC CRISIS**

✓ **Public Engagement**

## **ECONOMIC CRISIS**



*operating costs, debt*

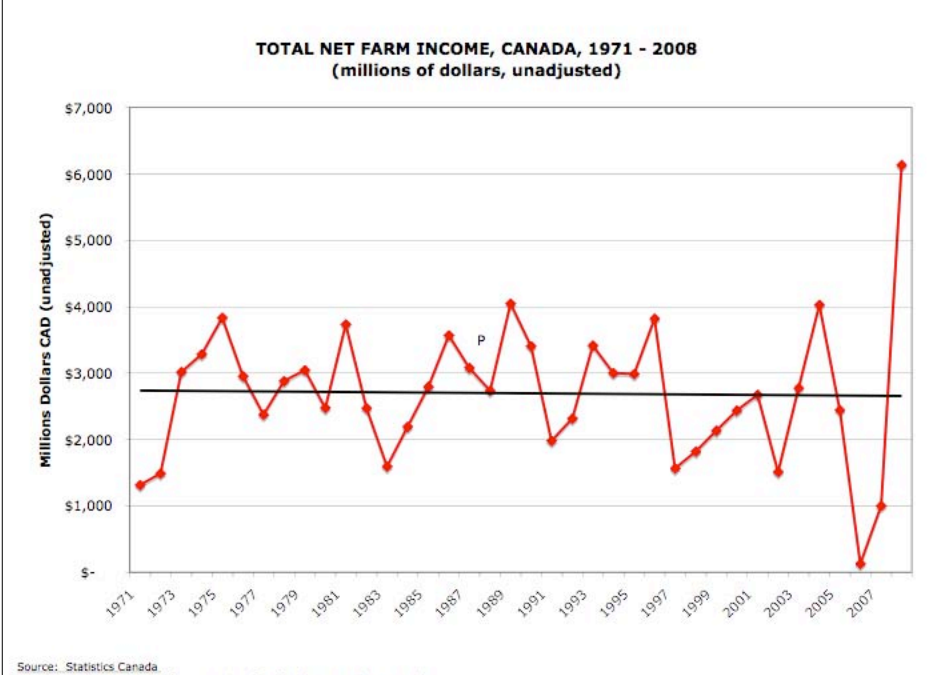


*net farm income*

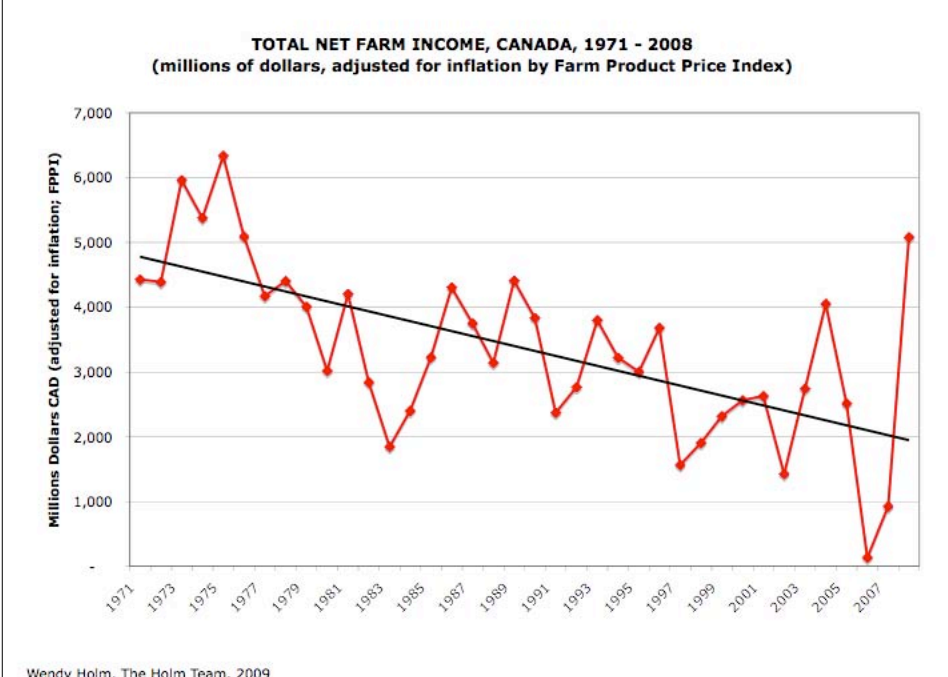


*age of Canadian farmers*

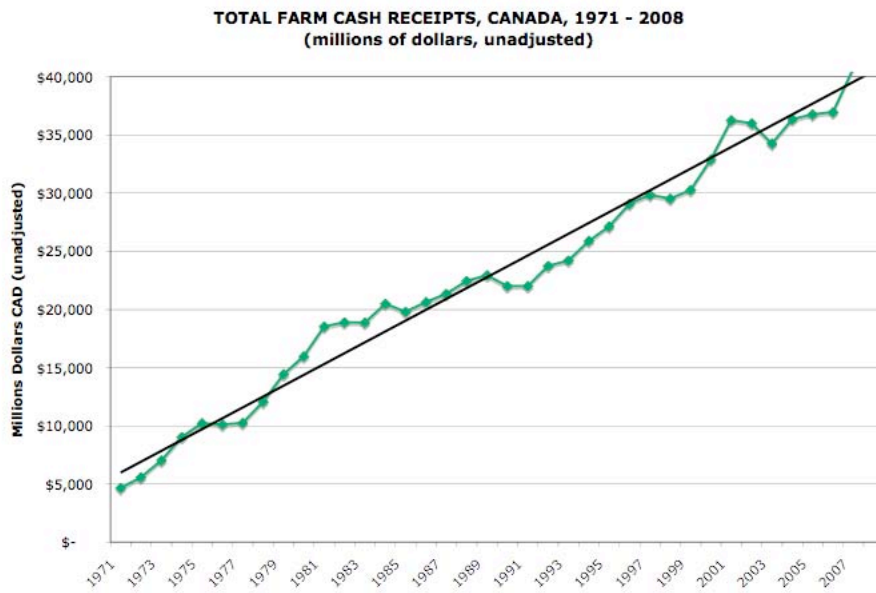
## TOTAL NET FARM INCOME, UNADJUSTED, 1971-2008



## TOTAL NET FARM INCOME, CONSTANT DOLLARS, 1971-2008

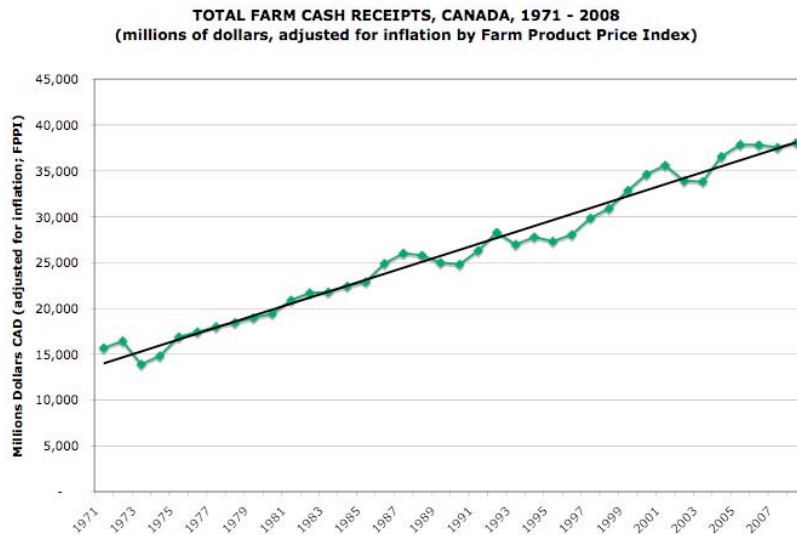


## TOTAL FARM CASH RECEIPTS, UNADJUSTED, 1971-2008



Source: Statistics Canada  
Table 002-0009: Income of farm operators from farming operations, annual

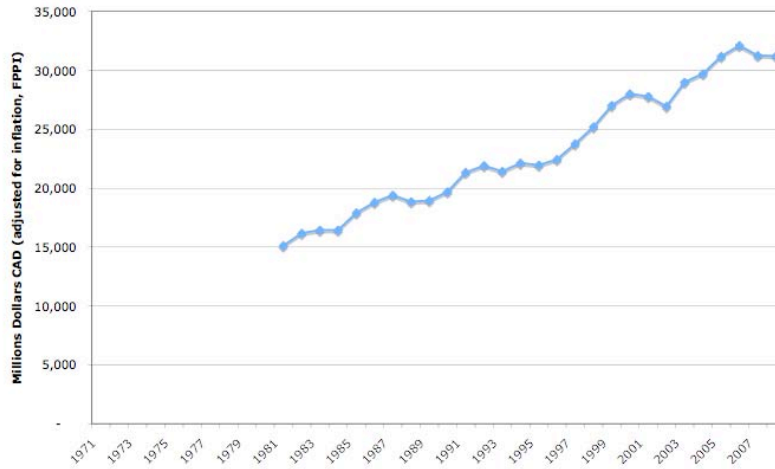
## TOTAL FARM CASH RECEIPTS, CONSTANT DOLLARS, 1971-2008



Source: Statistics Canada  
Table 002-0009: Income of farm operators from farming operations, annual;  
Table 002-0022 Farm product price index (FPPPI) annual

## TOTAL OPERATING EXPENSES, CONSTANT DOLLARS, 1971-2008

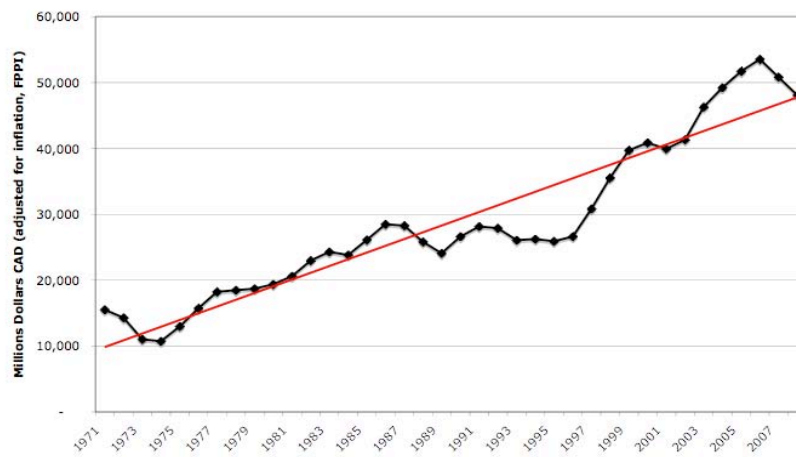
**FARM OPERATING EXPENSES, CANADA, 1971 - 2008**  
(millions of dollars, adjusted for inflation by Farm Product Price index)



Source: Statistics Canada  
Table 002-0005: Farm operating expenses and depreciation charges, annual.  
Table 002-0022: Farm product price index (FPP1)

## OUTSTANDING FARM DEBT, CONSTANT DOLLARS, 1971-2008

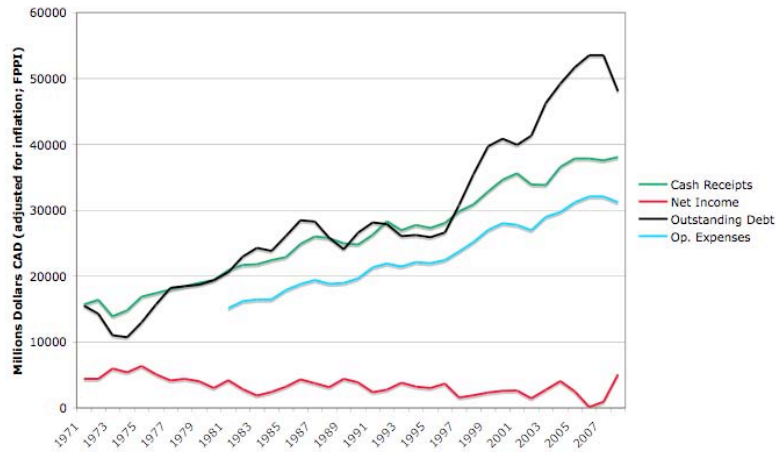
**OUTSTANDING FARM DEBT, CANADA, 1971 - 2008**  
(millions of dollars, adjusted for inflation by Farm Product Price Index)



Wendy Holm, The Holm Team, 2009

## JAWS OF THE CROCODILE...

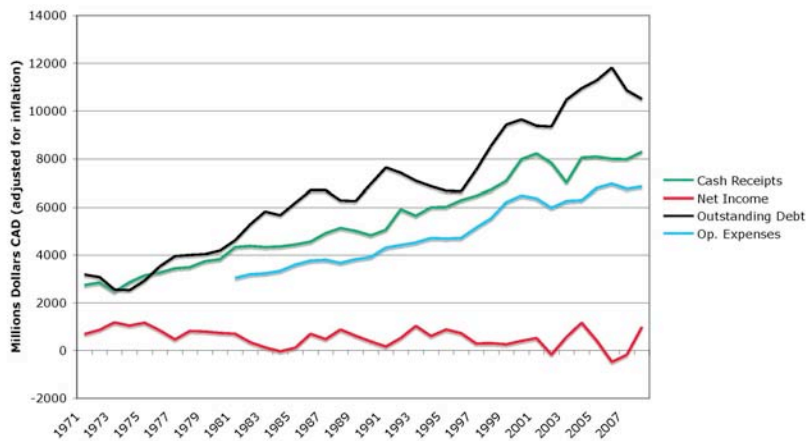
**FARM RECEIPTS, EXPENSES, NET INCOME AND DEBT, CANADA, 1971 - 2008**  
(millions of dollars, adjusted for inflation by Farm Product Price Index)



Source: Statistics Canada  
Table 002-0009: Income of farm operators from farming operations, annual;  
Table 002-0008: Farm debt outstanding, annual;  
Table 002-0022: Farm product price index (FPPI) annual

## THE ALBERTA CROCODILE...

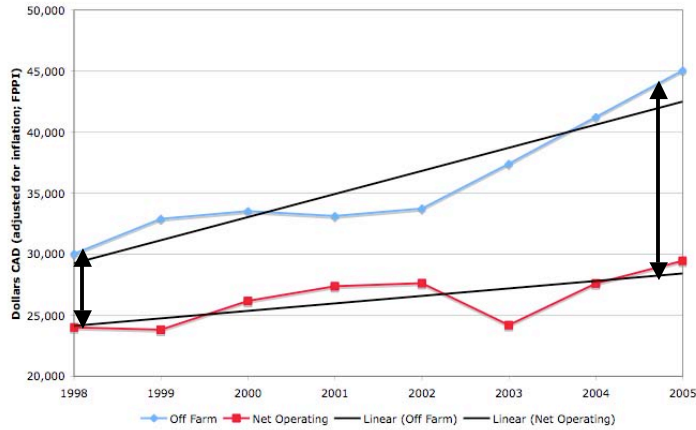
**ALBERTA**  
**FARM RECEIPTS, EXPENSES, NET INCOME AND DEBT, 1971 - 2008**  
(millions of dollars, adjusted for inflation by FPPI)



Source: Statistics Canada  
Table 002-0009: Income of farm operators from farming operations, annual;  
Table 002-0008: Farm debt outstanding, annual;  
Table 002-0022: Farm product price index (FPPI) annual

## OFF FARM WORK IS PAYING THE BILLS...

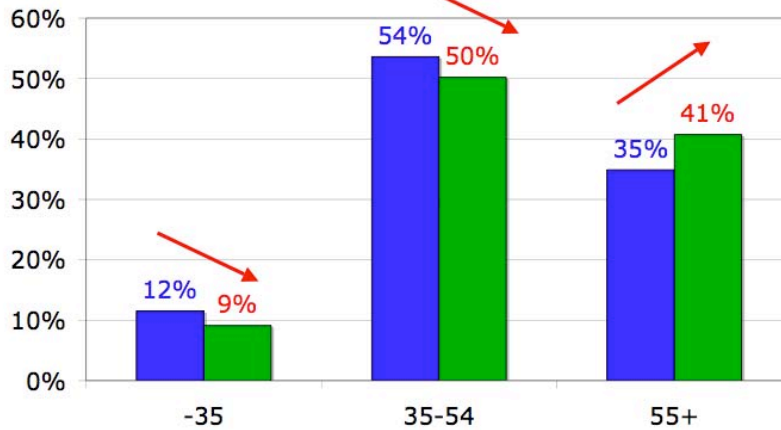
**AVERAGE OFF-FARM AND NET FARM OPERATING INCOME, PER FARM, CANADA, 1998 - 2005,**  
( Dollars, adjusted for inflation by Farm Product Price Index)



Source: Statistics Canada  
Table 002-0034: Total and average off-farm income and total and average net operating income of farm operators, incorporated and unincorporated sectors, annual  
Table 002-0022: Farm product price index (FPP1) annual

## Where will our future farmers come from?

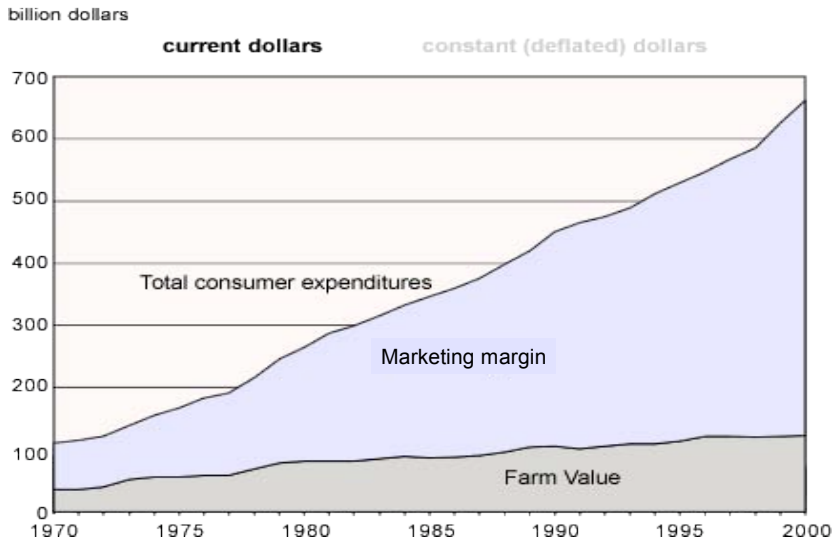
**AGE OF FARM OPERATORS, CANADA, 2001 AND 2006**



Source: Statistics Canada  
1986 - 2006 Censuses of Agriculture

## PUBLIC DISCONNECT

Trends in Food Spending, Marketing Bill, and Farm Value, 1970-2000



Courtesy Brent Warner, P.Ag.





✓ **Policy Crisis**

✓ **Economic Crisis**

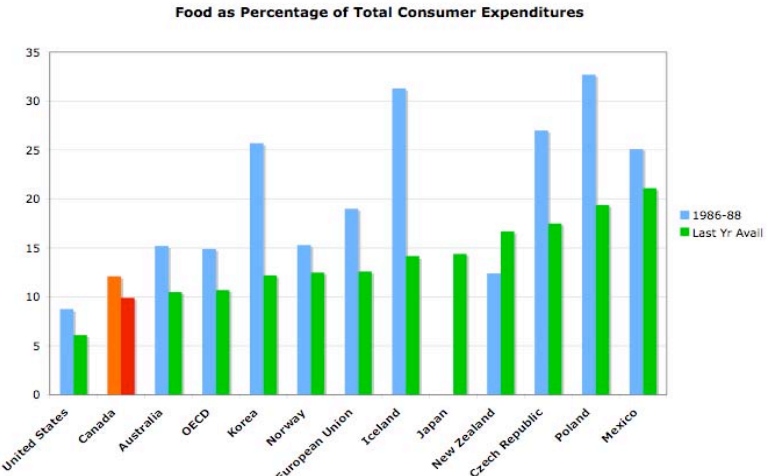


✓ **PUBLIC ENGAGEMENT**





**TODAY, Canadians enjoy amongst the lowest food costs in world**



*Canadians continue to enjoy the second lowest food costs (9.9% of total consumer expenditures) of all OECD member nations.*





**Sustainable (Bruntland):**

*Sustainable development is development that meets the needs of the present without compromising the ability of future generations to meet their own needs.*

**Unsustainable (Pollen):**

*To call a practice or a system unsustainable is not just to lodge the objection based on aesthetics, say, or fairness, or some ideal of environmental rectitude. What it means is that the practice or process can't go on indefinitely because it is destroying the very conditions on which it depends.*



**FOOD SECURITY** means that food is available at all times; that all persons have means of access to it; that it is nutritionally adequate in terms of quantity, quality and variety; and that it is acceptable within the given culture. Only when all these conditions are in place can a population be considered “food secure.”

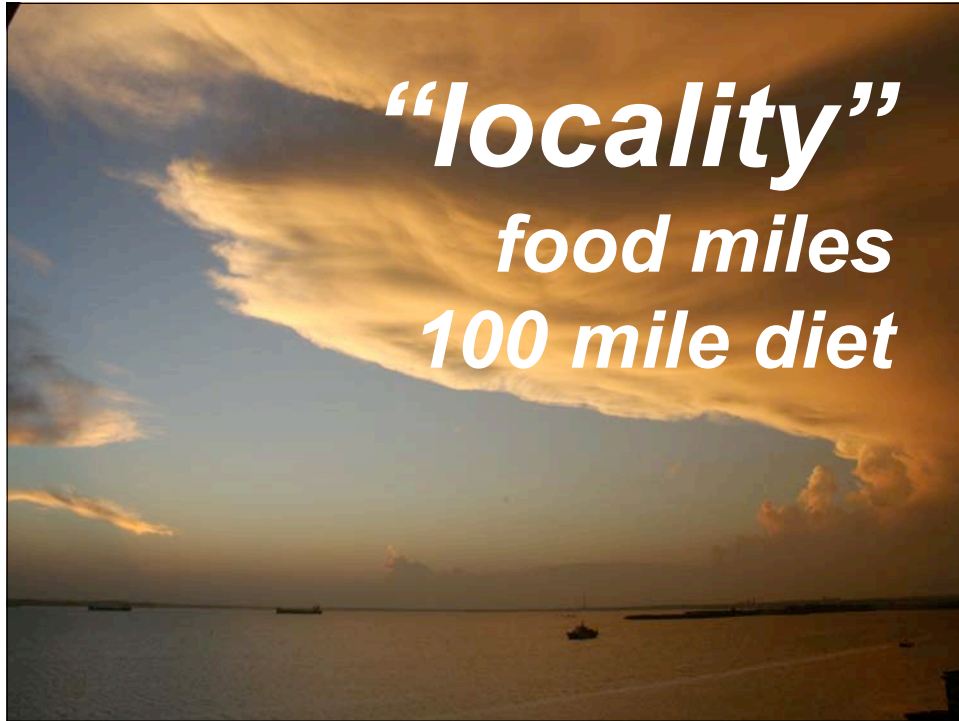
United Nations Food and Agriculture Organization

Short Term: disaster planning

Medium Term: reduce risk, strengthen communities

Longer Term: sustainability, climate change

***“locality”***  
***food miles***  
***100 mile diet***



**URBAN + PERI-URBAN AGRICULTURE**





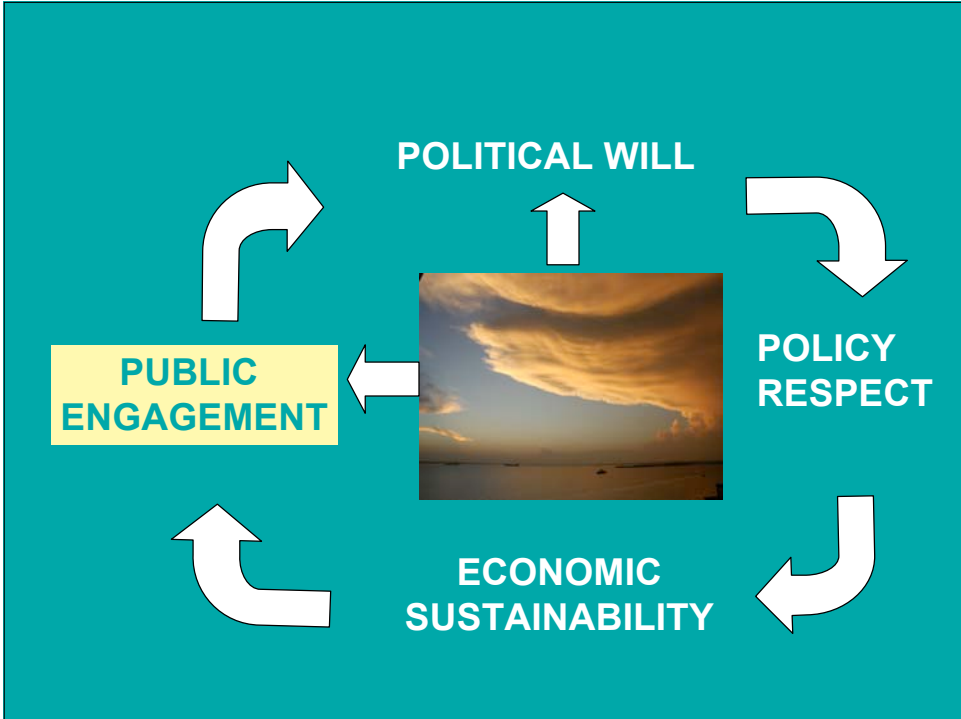
**confluence of rivers...  
magical place...**

**finally, the public focus is  
squarely on food...**



**SAFE  
AFFORDABLE  
LOCAL  
SUSTAINABLE  
ACCESSIBLE**

**SECURE**







FOOD AS A BASIC HUMAN RIGHT:

Every Canadian has the right to a secure daily supply of affordable, accessible, safe and nourishing food produced in a manner that respects the soils, the farmer, the environment and the community.



## **FOOD SOVEREIGNTY**

**...the right of peoples, communities, and countries to define their own agricultural, labor, fishing, food and land policies which are ecologically, socially, economically and culturally appropriate to their unique circumstances.**

**Institute for Food and Development Policy**



***rise of local  
government***

## TRIPLE Bottom Line



1. **Economics:** locality, security
2. **Environment:** sustainability
3. **Community:** accessibility, affordability, safety, locality, security

## SUSTAINABLE Bottom line



4. **Sovereignty:** right to develop a made-in-Canada food policy. A GOVERNANCE issue. Starts at the community level.

## URBAN FOOD SYSTEMS

- ↓ GHG's
- ↓ Vulnerability of food system to weather and markets
- ↑ Choice
- ↑ Biodiversity
- ↑ Fresh and nutritious
- ↑ Controls on quality and inputs
- ↑ Community Economic Development

## LOCAL GOVERNMENT PRIORITIES

- Access and availability of food
- Permanent Farmers' Markets
- Develop food security plans as part of social and economic planning
- Food Policy Councils
- Systems to redistribute surpluses
- Food banks vs. Long Term Food Security
- Leadership at regional, provincial and national level



**Wendy Holm, P.Ag.**

**THE HOLM TEAM**

**[theholmteam.ca](http://theholmteam.ca)**

**[wendy@theholmteam.ca](mailto:wendy@theholmteam.ca)**

**604.947.2893**

